

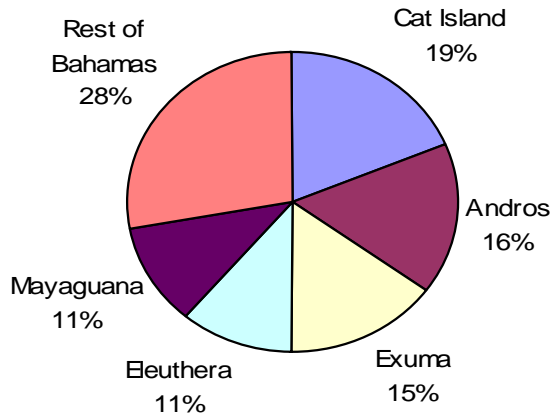
Commodity Profile: Sweet Potato

Domestic Production

Sweet potato is a crop that is cultivated throughout The Bahamas. One of the main producer islands of sweet potato is Cat Island. This island has three fairly large bodies of fresh underground water that are located in different parts of the island. The fresh water resources in the southern part of Cat Island, with controlled development, could be used for irrigated agriculture.

Sweet potato production for The Bahamas totaled 469,706.6 pounds in 1994. Cat Island was the main producing island totaling 90,002.0 pounds, accounting for 19 percent of total production (Figure 1). Andros was second followed by Exuma representing 16 percent and 15 percent of total production respectively.

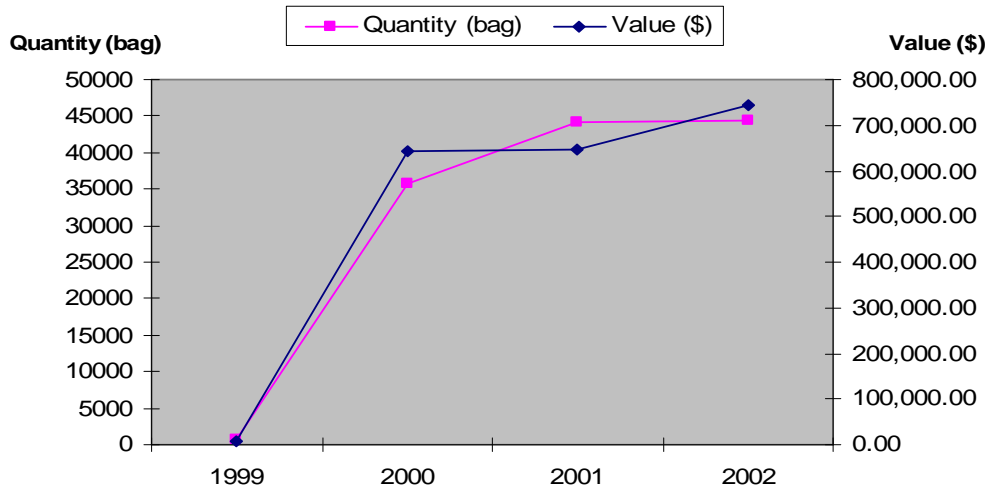
Figure 1 Shares of sweet potato producers in Bahamas, 1994



Source: 1994 Census of Agriculture

The quantity of sweet potato produced in The Bahamas increased significantly from 743 bags in 1999 to 35,812 bags in 2000, an increase of 4720 percent (Figure 2). From 2000 to 2002, the quantity steadily increased.

Figure 2 Sweet potato production for all Bahamas, 1999-2002



Source: Department of Agriculture

Domestic Exports

There are no domestic exports of sweet potatoes.

Domestic Imports

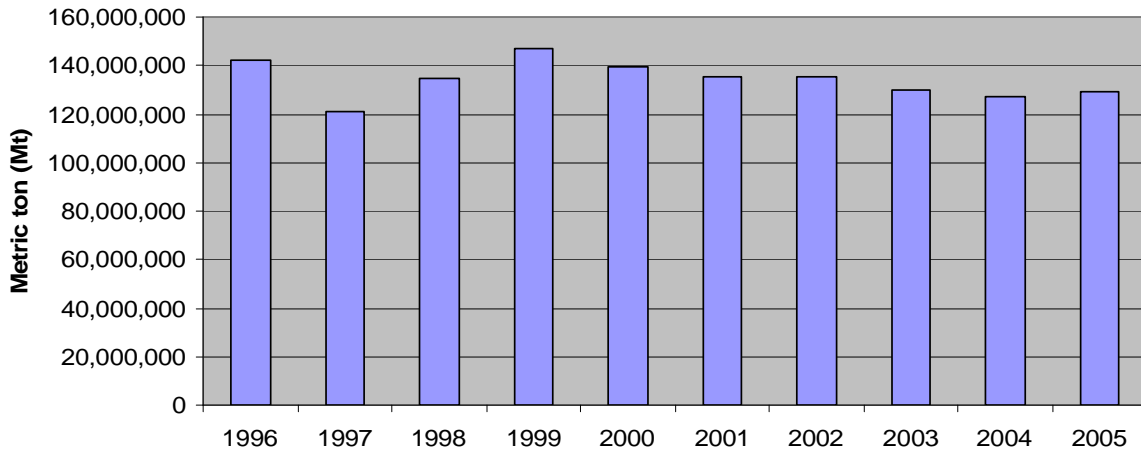
The Bahamas is a net importer of sweet potato. In 2004, the quantity of sweet potatoes (fresh and dried) imports was 790,530 valued at \$374,132.00. Imports of sweet potatoes came mostly from the United States (U.S.).

World Production

World production of sweet potato was 141.98 million metric ton in 1996 (Figure 3). In 2005, world production had declined to 129.40 million metric tons.

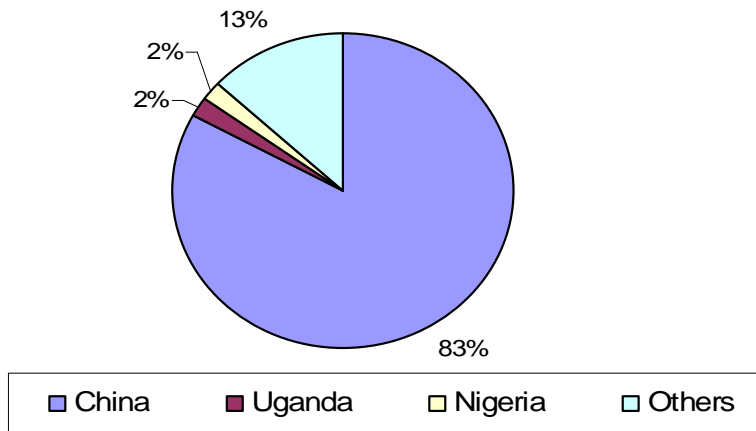
In 2005, China was the leading producer of cassava with 107.18 million metric tons, which accounted for 83 percent of total world production (Figure 4). Uganda and Nigeria followed both accounting for 2 percent of total world production.

Figure 3 World sweet potato production, 1996-2005



Source: FAOSTAT

Figure 4 Shares of major producers of sweet potatoes, 2005

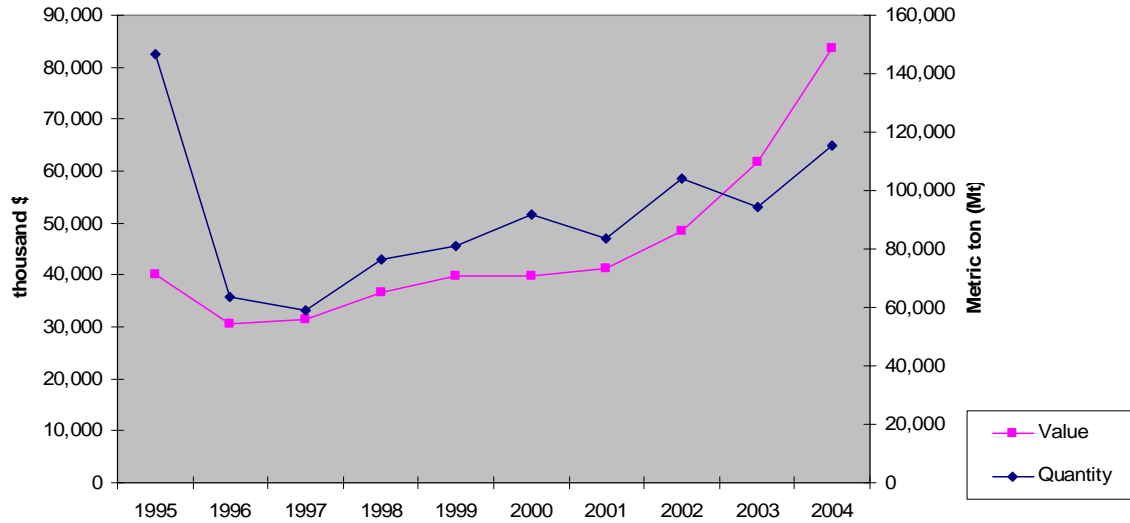


Source: FAOSTAT

World Imports

The value of world imports of sweet potatoes has been increasing since 1996, which was \$30.46 million. The value of world imports for sweet potatoes reached \$83.71 million in 2004 (Figure 5).

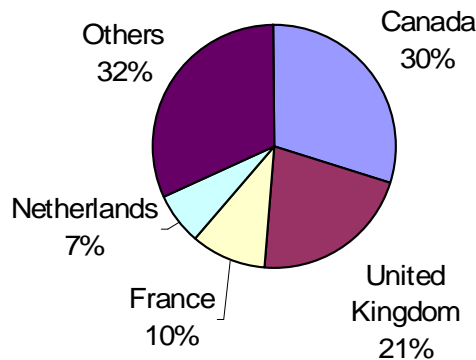
Figure 5 World imports of sweet potatoes, 1995-2004



Source: FAOSTAT

In 2004, Canada was the lead importer of sweet potatoes with imports valued \$254.35 million, which represented 30 percent of total value of world imports (Figure 6). The United Kingdom (U.K.) was second followed by France representing 21 percent and 10 percent of total value of world imports respectively.

Figure 6 Shares of major importers of sweet potatoes, 2004

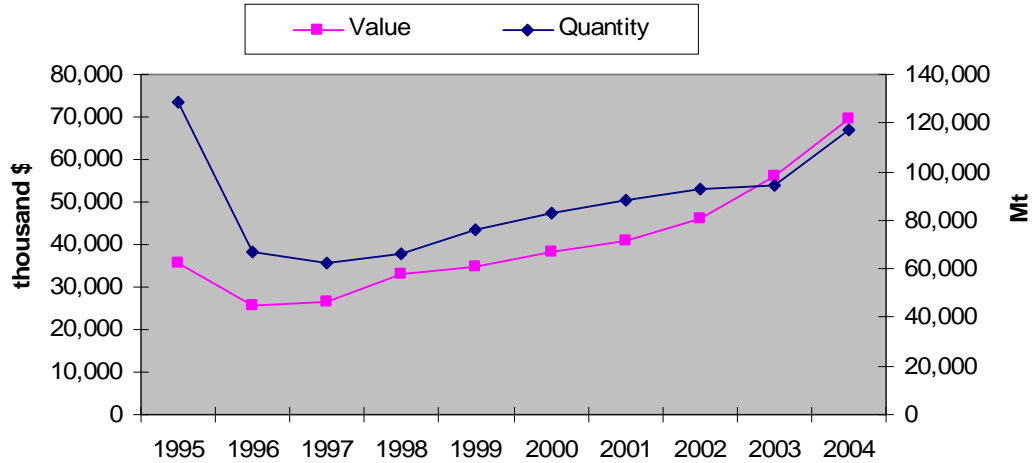


Source: FAOSTAT

World Exports

World export value for sweet potatoes has been increasing since 1996, which was \$25.69 million (Figure 7). In 2004, the world export value of sweet potatoes had reached \$69.73 million.

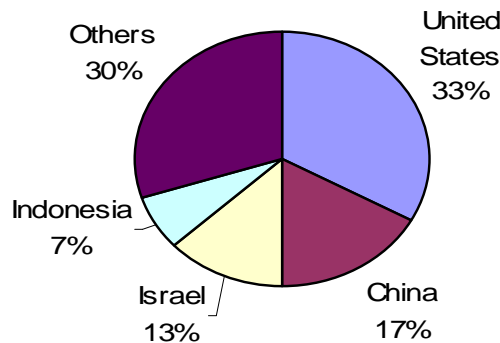
Figure 7 World exports of sweet potatoes, 1995-2004



Source: FAOSTAT

In 2004, the United States (U.S.) was the lead exporter of sweet potatoes with exports valuing at \$22.88 million and accounted for 33 percent of total world export value (Figure 8). China was second followed by Israel were the other leading exporters representing 17 percent and 13 percent of total world export value respectively.

Figure 8 Shares of major exporters of sweet potatoes, 2004



Source: FAOSTAT
Alarice Grant